


ONE MINUTE!

**TEST
it!**

You need a clock or stopwatch
and a friend.

Choose a topic – give your friend your notes
and talk about the topic for one minute. Make
it as detailed as possible.
Your friend can give you a mark out of 10 for
how well you explained it!




TEST EACH OTHER!

**TEST
it!**

You need a friend or a study buddy.

Choose a topic – give your friend your notes
and ask each other a question.

Log on to the exam board website and use the
exam mark scheme to test each other with past
exam questions.



LISTEN UP!


**Learn
it!**

Record your revision notes and play them back,
over and over.

Listen to it, pause and repeat aloud so
you hear yourself saying it.

Listen to it and map it too!

Learn the facts.




MAKE UP A STORY!

**Learn
it!**

Use words that trigger information you have to
remember.

Link them together in a story.

Learn it!




MAKE UP A RHYME, A RAP OR A SONG!

Learn
it!

We all remember *loads* of song lyrics so turn your key facts in to a song, rhyme or rap.

Find a tune or a rhythm you can remember and use it to trigger your memory.



MAKE UP A MNEMONIC

Learn
it!


Use first letter of each key piece of information to form a word or phrase you will remember,
e.g. **PEE**

Point

Evidence

Explanation

Or make a storyboard of pictures that link to help you remember.



MP3 REVISION FILES

Learn
it!

Walking to school?

Travelling in the car?

Going for a run?

Plug in your headphones and make the most of the time to listen to revision MP3's.